



RMS 5000 W

MAX 10000 W

CMP S3-12D.5

HIGH-GRADE PRECISION

The extremely stiff cone - reinforced with mica pulp - provides uncompromising performance for supreme control and accuracy, even at the highest-pressure levels. On top of that - literally - is a tailored carbon dust cap to protect the guts of this 43-kilogram beast and ensures cone warping is a thing of the past. The result is a subwoofer with extreme rigidity, unparalleled control and outstanding precision.

WORLD CLASS ENDURANCE

At this ultimate level, linearity and accuracy is key. A moving assembly with a huge cone and a prime US made voice coil (80 mm winding height), which needs to stay in perfect alignment even at extreme excursions. To keep this huge moving mass in check, we've implemented a 4-layer Nomex spider pack with orange mesh alongside a mega-roll foam surround at the top - of course double-stitched to the cone.

EXTREME POWER HANDLING

A dual black-anodized 4-inch 8-layer flat aluminum wire voice coil grants the CMP S3-12D1 & CMP S3-12D.5 formidable power handling and heat dissipation capabilities. They come in 2 versions, 1+1 or 0.5+0.5 Ohm for a perfect impedance match with your chosen amplifiers. To achieve the best possible signal transfer and increased durability, dual silver-coated tinsel leads have been sewn into the spider pack. The pre-terminated 10mm² oxygen-free copper direct leads provide excellent conductivity to ensure a strong and reliable direct connection between the subwoofer coil and your amplifier, with no points of added resistance or poor contact.

ELITE PERFORMANCE

This subwoofer was designed from the ground up for the extremes. At its core is a hand-selected, massive 11" wide Quadruple-stacked Hybrid Neo/Ferrite motor, weighing in at over 41 kilograms - powered by four oversized 280 mm / 165 oz magnets for a total of 666 oz. It provides total control along the huge 80mm X-max for unparalleled accuracy and depth. In addition, the cutting-edge DVS2™ cooling system ensures that the subwoofer operates at peak performance even during the most intense competitions. The CMP S3-12D1 & S3-12D.5 demands attention and a lot of space, but will reward you with unprecedented level of bass.

SPECIFICATIONS

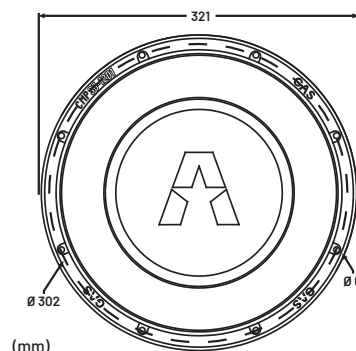
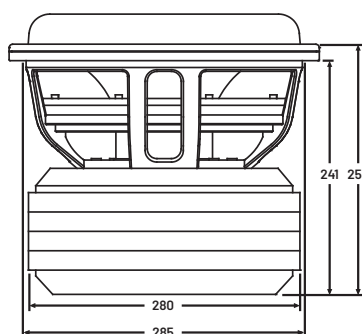
CMP S3-12D.5

Component	Subwoofer
Size	12" (300mm)
Nominal Impedance	0.5+0.5 Ohm
Power RMS	5000 W
Power MAX	10000 W
Freq. response	20-100 Hz
Voice Coil	Dual 4" 8-layer flat CCA wire
Cone	Reinforced Mica pulp cone
Dustcap	True Carbon
Basket	RAW HD alu.
Magnet	4x165oz Elite Neo/Ferrite Hybrid
Neo Charger	1x N52 Elite Grade Neodymium magnet
Suspension	Mega roll foam (dual stitch)
Weight	44.6 KG

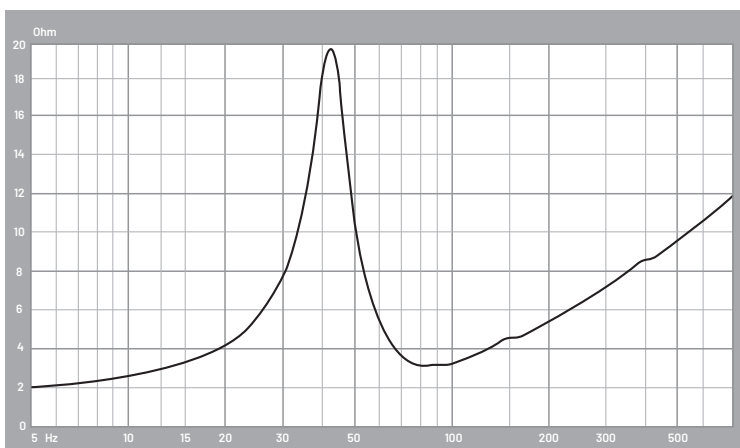
PARAMETERS

Impedance	0.5+0.5 Ohm
Re	1.0 Ohm
Fs	38.8 Hz
Qms	4.17
Qes	0.31
Qts	0.29
Vas	11.1 L
Sd	452 cm ²
Mms	432.4 g
Le	0.86 mH
Xmax	80 mm
dB/SPL	85 dB 1W/1M
BI	18.3
Driver Vol. Displacement	9.3 L

DIMENSIONS (mm)

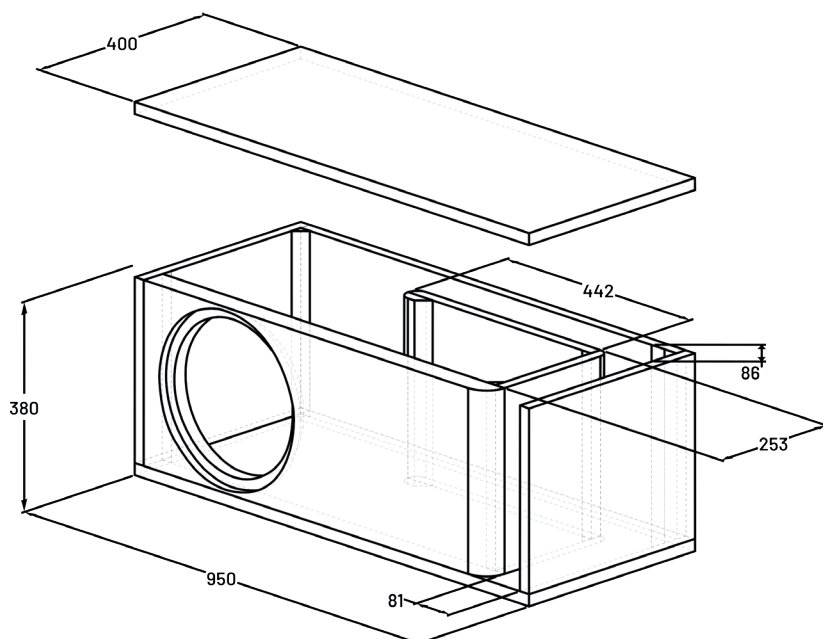


IMPEDANCE VS FREQUENCY



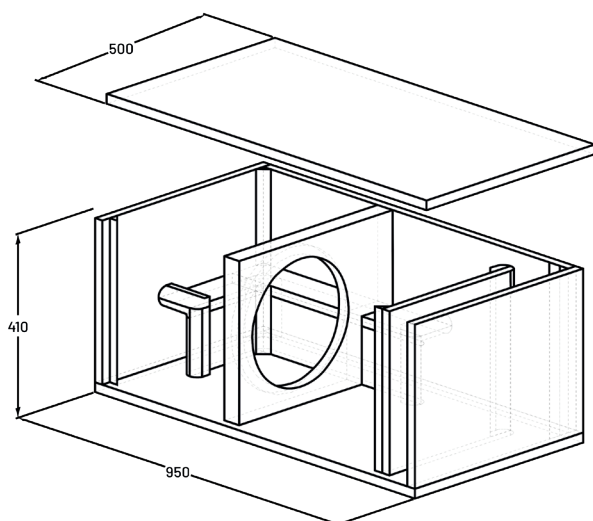
ENCLOSURE RECOMMENDATIONS

CMP S3-12D.5 DRAWING (64.9L):



Type	Vented
Dimensions	950x380x400 mm
Material	22 mm
Baffle	Double
Net volume	64.9 L
Tuning	33 Hz
Vent area	272.16 cm ²
Vent length	820 mm (incl. 22 mm roundovers)
Vent dim.	81x336 mm
Cutout dia.	285 mm
Outer dia.	321 mm

CMP S3-12D.5 DRAWING (48.5+61.4 L):



Type	6th order Bandpass
Dimensions	950x410x500 mm
Material	22 mm
Baffle	Double
Orientation	Front chamber
Cutout dia.	285 mm
Outer dia.	321 mm

Net volume (rear)	48.5 L	Net volume (front)	61.4 L (with driver)
Tuning (rear)	26 Hz	Tuning (front)	48 Hz
Vent area (rear)	91 cm ²	Vent area (front)	274.5 cm ²
Vent dim. (rear)	70x130 mm	Vent dim. (front)	75x366 mm
Vent length (rear)	781 mm (incl. 22 mm roundovers)	Vent length (front)	477 mm (incl. 22 mm roundovers)